

## Irish National Digital Experience (INDEX) Survey

### Appendix D. Staff Roles

This Appendix contains summary data tables of the responses to the INDEX Survey for Staff Who Teach according to their role as lecturing staff or other staff who teach as indicated in their answers to Q4, and according sector (universities, THEIs, other institutions or private colleges).

**APPENDIX**

<b>INTRODUCTION</b>	3
<b>SUM MARY DATA TABLES</b>	
Universities: Lecturing and other staff who teach	4
THEIs: Lecturing and other staff who teach	9
Other institutions: Lecturing and other staff who teach	14
Private colleges: Lecturing and other staff who teach	19

## Introduction

The [INDEx Survey Findings Report](#), published in May 2020, is based on an analysis of responses to all questions on the INDEx surveys for students and staff who teach. Further data tables have since been compiled for staff according to how they identified their role in response to Q4. With the majority of respondents nationally self-identifying as a lecturer (71%), the remaining 29% comprised a variety of other roles for Staff Who Teach. For ease of comparison, the responses have been combined to form 'Other Staff Who Teach' in the data tables in this appendix for those who self-identified as: academic dean, educational developer, instructional designer, learning technologist, library staff, manager, other, technician or tutor.

## Summary data tables

### Programmes of study by sector

**Table1.** Universities: Lecturing and other staff who teach

	National		Universities		Lecturing Staff		Other Staff Who Teach	
<b>2. How long have you worked in a teaching role?</b>								
Less than a year	6%	85	5%	35	3%	50	11%	
1 to 3 years	11%	196	12%	116	10%	80	17%	
4 to 9 years	19%	292	18%	200	17%	92	20%	
Ten years or more	64%	1,063	65%	818	70%	245	52%	
<b>3. How long have you worked at this institution?</b>								
Less than a year	8%	123	8%	82	7%	41	9%	
1 to 3 years	16%	264	16%	161	14%	103	22%	
4 to 9 years	23%	381	23%	276	24%	105	22%	
Ten years or more	53%	872	53%	644	55%	228	48%	
<b>4. What best describes your role?</b>								
Academic dean	2%	18	1%			18	4%	
Educational developer	1%	23	1%			23	5%	
Instructional designer	0%	9	1%			9	2%	
Learning technologist	1%	34	2%			34	7%	
Lecturer	71%	1,170	71%	1,170	100%			
Library staff	4%	58	4%			58	12%	
Manager	5%	65	4%			65	14%	
Other	6%	117	7%			117	24%	
Technician	3%	55	3%			55	11%	
Tutor	6%	100	6%			100	21%	
<b>5. In what discipline or unit do you teach or support learning and teaching?</b>								
Agriculture, Fisheries and Veterinary	1%	24	1%	15	1%	9	2%	
Arts, Humanities and Languages	15%	313	19%	230	20%	83	18%	
Business, Administration and Law	15%	200	12%	154	13%	46	10%	
Computing, Information and Communication Technologies	11%	123	8%	82	7%	41	9%	
Education	12%	149	9%	109	9%	40	8%	
Engineering, Manufacturing, Architecture and Constructor	10%	107	7%	74	6%	33	7%	
Health	11%	240	15%	174	15%	66	14%	
Natural Sciences and Mathematics	11%	226	14%	177	15%	49	10%	
Services	2%	13	1%	8	1%	5	1%	
Social and Behavioural Sciences	6%	157	10%	121	10%	36	8%	
None of the above	6%	87	5%	22	2%	65	14%	
<b>6. What gender do you identify as?</b>								
Female	53%	856	52%	585	50%	271	57%	
Male	46%	762	46%	560	48%	202	42%	
Other	1%	21	1%	16	1%	5	1%	
<b>7. Do you personally use any assistive technologies? (e.g. screen readers, voice recognition, switches)</b>								
Yes, vital to my work	5%	84	5%	53	5%	31	6%	
Yes, optional choice	9%	137	8%	98	8%	39	8%	
No	86%	1,427	87%	1,015	87%	412	85%	
<b>8. If YES, has your institution provided you with any support with assistive technologies?</b>								
Yes	64%	141	64%	98	65%	43	61%	
No	36%	79	36%	52	35%	27	39%	
<b>9. Which best describes your approach to adopting new technologies for teaching?</b>								

	National	Universities	Lecturing Staff	Other Staff Who Teach
I am usually among the first to adopt new technologies	13%	204	12%	128 11%
I tend to be an early adopter where I see clear benefits	47%	811	50%	574 49%
I tend to adopt new technologies at the pace of my peers	31%	496	30%	366 31%
I tend to adopt new technologies after my peers	9%	127	8%	96 8%
<b>10. Who supports you most to use digital technologies in your teaching?</b>				
Friends and family	4%	56	3%	40 3%
Online videos and resources	37%	614	38%	417 36%
Support staff	28%	470	29%	334 29%
Teaching colleagues	31%	485	30%	359 31%
<b>11. Which of these do you have access to at your institution whenever you need them? (Tick all that apply)</b>				
A virtual learning environment	75%	1,319	80%	948 81%
e-books and e-journals	78%	1,402	85%	1,020 87%
File storage and back-up	77%	1,303	79%	926 79%
Internet-based skills training	47%	816	49%	543 46%
Lecture capture	29%	588	36%	410 35%
My own social media (e.g. Facebook, LinkedIn)	50%	951	58%	649 55%
Reliable WiFi	79%	1,419	86%	1,009 86%
None of the above	2%	23	1%	15 1%
<b>12. How much do you agree with the following statements about your VLE (Virtual Learning Environment)?</b>				
<b>12.1.a. I rely on the VLE for my teaching</b>				
Agree	69%	1,107	71%	855 75%
Neutral	20%	280	18%	170 15%
Disagree	11%	178	11%	113 10%
<b>12.2.a. It is easy to design and organise course materials</b>				
Agree	58%	878	56%	668 59%
Neutral	30%	478	31%	320 28%
Disagree	12%	204	13%	147 13%
<b>12.3.a. I regularly use it for student collaboration</b>				
Agree	37%	531	34%	373 33%
Neutral	34%	512	33%	356 31%
Disagree	28%	513	33%	404 36%
<b>12.4.a. It encourages me to try different activities</b>				
Agree	36%	510	33%	353 31%
Neutral	40%	601	39%	442 39%
Disagree	24%	446	29%	340 30%
<b>12.5.a. I regularly access it on a mobile device</b>				
Agree	25%	319	21%	219 19%
Neutral	22%	302	19%	200 18%
Disagree	53%	934	60%	713 63%
<b>13. How much do you agree with the following statements?</b>				
<b>13.1.a. Audio visual equipment is reliable and easy to use</b>				
Agree	51%	853	52%	611 52%
Neutral	32%	496	30%	348 30%
Disagree	17%	297	18%	209 18%
<b>13.2.a. Teaching spaces are well designed for digital technology use</b>				

	National	Universities	Lecturing Staff	Other Staff Who Teach
Agree	29%	458 28%	315 27%	143 30%
Neutral	36%	601 37%	429 37%	172 37%
Disagree	35%	578 35%	422 36%	156 33%
<b>13.3.a. The software available to teach with is industry standard and up-to-date</b>				
Agree	40%	602 37%	418 36%	184 39%
Neutral	41%	691 42%	510 44%	181 38%
Disagree	19%	341 21%	234 20%	107 23%
<b>13.4.a. Digital media production facilities (e.g. video) are available if I need them</b>				
Agree	39%	640 39%	432 37%	208 44%
Neutral	38%	626 38%	460 40%	166 35%
Disagree	23%	366 22%	268 23%	98 21%
<b>13.5.a. The system for online marking and giving feedback is easy for me to use</b>				
Agree	36%	572 35%	416 36%	156 33%
Neutral	42%	676 41%	435 37%	241 51%
Disagree	22%	386 24%	313 27%	73 16%
<b>14. Overall, how would you rate the quality of this institution's digital provision (software, hardware, learning environment)?</b>				
Best imaginable	1%	8 0%	4 0%	4 1%
Excellent	19%	265 16%	185 16%	80 17%
Good	44%	756 46%	528 45%	228 47%
Average	25%	425 26%	315 27%	110 23%
Poor	10%	162 10%	112 10%	50 10%
Awful	2%	30 2%	20 2%	10 2%
Worst imaginable	0%	2 0%	2 0%	0%
<b>15. In your teaching practice, how often do you:</b>				
<b>15.1.a. Carry out live polls or quizzes in class</b>				
Weekly or more	10%	183 11%	134 12%	49 11%
Monthly or less	40%	630 39%	464 40%	166 37%
Never	50%	800 50%	562 48%	238 53%
<b>15.2.a. Teach in a live online environment e.g. a webinar</b>				
Weekly or more	9%	90 6%	62 5%	28 6%
Monthly or less	20%	373 23%	255 22%	118 26%
Never	70%	1,146 71%	846 73%	300 67%
<b>15.3.a. Create learning materials in a digital format (not just text or PowerPoint)</b>				
Weekly or more	26%	400 25%	278 24%	122 27%
Monthly or less	41%	714 44%	531 46%	183 40%
Never	33%	499 31%	352 30%	147 33%
<b>15.4.a. Use a digital system to give personalised feedback</b>				
Weekly or more	18%	318 20%	236 20%	82 18%
Monthly or less	46%	762 47%	575 49%	187 41%
Never	36%	540 33%	356 31%	184 41%
<b>16. Ideally, how much would you like digital technologies to be used in your teaching practice?</b>				
More than they are now	68%	1,058 65%	732 63%	326 70%
Same as they are now	29%	507 31%	380 33%	127 27%
Less than they are now	3%	68 4%	55 5%	13 3%
<b>17. How often do you do the following to support your teaching?</b>				

	National	Universities	Lecturing Staff	Other Staff Who Teach
<b>17.1.a. Search online for digital teaching resources</b>				
Weekly or more	49%	732 45%	513 44%	219 48%
Monthly or less	42%	743 46%	538 46%	205 44%
Never	9%	151 9%	114 10%	37 8%
<b>17.2.a. Discuss teaching with peers via an online network or forum</b>				
Weekly or more	10%	146 9%	87 7%	59 13%
Monthly or less	33%	518 32%	343 29%	175 39%
Never	57%	952 59%	734 63%	218 48%
<b>17.3.a. Read up on developments and issues relating to digital education</b>				
Weekly or more	18%	259 16%	131 11%	128 28%
Monthly or less	55%	892 55%	668 57%	224 49%
Never	27%	470 29%	365 31%	105 23%
<b>17.4.a. Develop your digital teaching skills (formally or informally)</b>				
Weekly or more	20%	292 18%	169 15%	123 27%
Monthly or less	65%	1,101 68%	833 72%	268 59%
Never	15%	227 14%	163 14%	64 14%
<b>18. How much do you agree that your institution provides you with ...</b>				
<b>18.1.a. Guidance about the digital skills you need as a teacher</b>				
Agree	34%	528 32%	388 33%	140 30%
Neutral	43%	728 44%	517 44%	211 45%
Disagree	23%	381 23%	262 22%	119 25%
<b>18.2.a. Regular opportunities to develop your digital skills</b>				
Agree	41%	672 41%	482 41%	190 40%
Neutral	37%	618 38%	455 39%	163 34%
Disagree	22%	347 21%	227 20%	120 25%
<b>18.3.a. Time and support to innovate</b>				
Agree	16%	233 14%	139 12%	94 20%
Neutral	36%	557 34%	389 33%	168 36%
Disagree	48%	845 52%	636 55%	209 44%
<b>18.4.a. Reward/recognition when you develop digital aspects of your role</b>				
Agree	10%	180 11%	115 10%	65 14%
Neutral	40%	619 38%	431 37%	188 40%
Disagree	50%	831 51%	616 53%	215 46%
<b>18.5.a. Opportunity to be involved in decisions about digital services</b>				
Agree	14%	219 13%	123 11%	96 20%
Neutral	42%	667 41%	485 42%	182 39%
Disagree	44%	749 46%	556 48%	193 41%
<b>19. How much do you agree that you are informed about your responsibilities with regard to:</b>				
<b>19.1.a. Managing learner data securely</b>				
Agree	52%	713 44%	493 43%	220 47%
Neutral	30%	538 33%	402 35%	136 29%
Disagree	18%	378 23%	265 23%	113 24%
<b>19.2.a. Digital copyright and licensing</b>				
Agree	37%	531 33%	372 32%	159 34%
Neutral	38%	621 38%	454 39%	167 36%

	National	Universities	Lecturing Staff	Other Staff Who Teach
Disagree	25%	470 29%	331 29%	139 30%
<b>19.3.a. Assistive and adaptive technologies</b>				
Agree	17%	234 14%	149 13%	85 18%
Neutral	48%	768 48%	554 48%	214 46%
Disagree	35%	614 38%	451 39%	163 35%
<b>19.4.a. Ensuring students behave safely online</b>				
Agree	15%	206 13%	119 10%	87 19%
Neutral	40%	624 39%	447 39%	177 38%
Disagree	45%	784 49%	585 51%	199 43%
<b>19.5.a. Your health and wellbeing in the digital workplace</b>				
Agree	15%	216 13%	122 11%	94 20%
Neutral	39%	616 38%	434 38%	182 39%
Disagree	46%	794 49%	599 52%	195 41%
<b>20. Overall, how would you rate the support you receive from your institution to develop the digital aspects of your role?</b>				
Best imaginable	1%	14 1%	7 1%	7 1%
Excellent	11%	141 9%	87 8%	54 11%
Good	34%	542 33%	393 34%	149 31%
Average	33%	562 34%	394 34%	168 35%
Poor	18%	312 19%	230 20%	82 17%
Awful	3%	48 3%	33 3%	15 3%
Worst imaginable	1%	13 1%	10 1%	3 1%
<b>21. What one thing should the institution do - or do better - to support you in your use of technology for teaching?</b> <small>(see Qualitative Qs)</small>				



**Table 2.** THEIs: Lecturing and other staff who teach

	National	THEIs	Lecturing Staff	Other Staff Who Teach
<b>2. How long have you worked in a teaching role?</b>				
Less than a year	6%	144	7%	68
1 to 3 years	11%	195	10%	132
4 to 9 years	19%	353	18%	298
Ten years or more	64%	1,281	65%	1,062
<b>3. How long have you worked at this institution?</b>				
Less than a year	8%	156	8%	107
1 to 3 years	16%	255	13%	185
4 to 9 years	23%	398	20%	327
Ten years or more	53%	1,203	60%	939
<b>4. What best describes your role?</b>				
Academic dean	2%	30	1%	30
Educational developer	1%	15	1%	15
Instructional designer	0%	7	0%	7
Learning technologist	1%	15	1%	15
Lecturer	71%	1,561	78%	1,561
Library staff	4%	79	4%	79
Manager	5%	91	5%	91
Other	6%	96	5%	96
Technician	3%	81	4%	81
Tutor	6%	38	2%	38
<b>5. In what discipline or unit do you teach or support learning and teaching?</b>				
Agriculture, Fisheries and Veterinary	1%	30	2%	28
Arts, Humanities and Languages	15%	241	12%	207
Business, Administration and Law	15%	329	16%	282
Computing, Information and Communication Technologies	11%	304	15%	252
Education	12%	111	6%	59
Engineering, Manufacturing, Architecture and Construction	10%	323	16%	278
Health	11%	124	6%	106
Natural Sciences and Mathematics	11%	232	12%	173
Services	2%	80	4%	64
Social and Behavioural Sciences	6%	79	4%	66
None of the above	6%	145	7%	43
<b>6. What gender do you identify as?</b>				
Female	53%	1,025	51%	785
Male	46%	962	48%	757
Other	1%	23	1%	15
<b>7. Do you personally use any assistive technologies? (e.g. screen readers, voice recognition, switches)</b>				
Yes, vital to my work	5%	91	5%	62
Yes, optional choice	9%	194	10%	150
No	86%	1,729	86%	1,345
<b>8. If YES, has your institution provided you with any support with assistive technologies?</b>				
Yes	64%	175	61%	122
No	36%	113	39%	92

	National	THEIs	Lecturing Staff	Other Staff Who Teach
<b>9. Which best describes your approach to adopting new technologies for teaching?</b>				
I am usually among the first to adopt new technologies	13%	283	14%	203
I tend to be an early adopter where I see clear benefits	47%	924	47%	731
I tend to adopt new technologies at the pace of my peers	31%	595	30%	467
I tend to adopt new technologies after my peers	9%	183	9%	149
<b>10. Who supports you most to use digital technologies in your teaching?</b>				
Friends and family	4%	67	3%	53
Online videos and resources	37%	730	37%	575
Support staff	28%	519	26%	355
Teaching colleagues	31%	660	33%	564
<b>11. Which of these do you have access to at your institution whenever you need them? (Tick all that apply)</b>				
A virtual learning environment	75%	1,429	71%	1,145
e-books and e-journals	78%	1,481	73%	1,157
File storage and back-up	77%	1,595	79%	1,224
Internet-based skills training	47%	881	44%	629
Lecture capture	29%	432	21%	343
My own social media (e.g. Facebook, LinkedIn)	50%	902	45%	656
Reliable WiFi	79%	1,438	71%	1,073
None of the above	2%	40	2%	33
<b>12. How much do you agree with the following statements about your VLE (Virtual Learning Environment)?</b>				
<b>12.1.a. I rely on the VLE for my teaching</b>				
Agree	69%	1,207	66%	1,064
Neutral	20%	384	21%	252
Disagree	11%	231	13%	169
<b>12.2.a. It is easy to design and organise course materials</b>				
Agree	58%	1,050	58%	894
Neutral	30%	553	30%	402
Disagree	12%	212	12%	183
<b>12.3.a. I regularly use it for student collaboration</b>				
Agree	37%	693	38%	597
Neutral	34%	627	35%	455
Disagree	28%	490	27%	421
<b>12.4.a. It encourages me to try different activities</b>				
Agree	36%	668	37%	545
Neutral	40%	753	42%	586
Disagree	24%	386	21%	340
<b>12.5.a. I regularly access it on a mobile device</b>				
Agree	25%	487	27%	423
Neutral	22%	449	25%	320
Disagree	53%	864	48%	723
<b>13. How much do you agree with the following statements?</b>				
<b>13.1.a. Audio visual equipment is reliable and easy to use</b>				
Agree	51%	933	47%	697
Neutral	32%	675	34%	534

	National	THEIs	Lecturing Staff	Other Staff Who Teach	
Disagree	17%	371	19%	318 21%	53 12%
<b>13.2.a. Teaching spaces are well designed for digital technology use</b>					
Agree	29%	466	24%	343 22%	123 29%
Neutral	36%	705	36%	524 34%	181 42%
Disagree	35%	803	41%	681 44%	122 29%
<b>13.3.a. The software available to teach with is industry standard and up-to-date</b>					
Agree	40%	741	38%	578 37%	163 39%
Neutral	41%	817	42%	634 41%	183 43%
Disagree	19%	409	21%	332 22%	77 18%
<b>13.4.a. Digital media production facilities (e.g. video) are available if I need them</b>					
Agree	39%	671	34%	508 33%	163 39%
Neutral	38%	791	40%	622 40%	169 40%
Disagree	23%	503	26%	414 27%	89 21%
<b>13.5.a. The system for online marking and giving feedback is easy for me to use</b>					
Agree	36%	648	33%	543 35%	105 25%
Neutral	42%	877	45%	610 39%	267 64%
Disagree	22%	438	22%	396 26%	42 10%
<b>14. Overall, how would you rate the quality of this institution's digital provision (software, hardware, learning environment)?</b>					
Best imaginable	1%	12	1%	6 0%	6 1%
Excellent	19%	311	16%	217 14%	94 21%
Good	44%	854	43%	662 43%	192 43%
Average	25%	539	27%	424 27%	115 25%
Poor	10%	223	11%	188 12%	35 8%
Awful	2%	52	3%	43 3%	9 2%
Worst imaginable	0%	14	1%	14 1%	0%
<b>15. In your teaching practice, how often do you:</b>					
<b>15.1.a. Carry out live polls or quizzes in class</b>					
Weekly or more	10%	177	9%	147 10%	30 8%
Monthly or less	40%	776	40%	645 42%	131 34%
Never	50%	968	50%	747 49%	221 58%
<b>15.2.a. Teach in a live online environment e.g. a webinar</b>					
Weekly or more	9%	241	13%	215 14%	26 7%
Monthly or less	20%	309	16%	217 14%	92 24%
Never	70%	1,369	71%	1,104 72%	265 69%
<b>15.3.a. Create learning materials in a digital format (not just text or PowerPoint)</b>					
Weekly or more	26%	540	28%	464 30%	76 20%
Monthly or less	41%	725	37%	563 36%	162 42%
Never	33%	669	35%	522 34%	147 38%
<b>15.4.a. Use a digital system to give personalised feedback</b>					
Weekly or more	18%	338	18%	294 19%	44 11%
Monthly or less	46%	855	44%	711 46%	144 38%
Never	36%	738	38%	543 35%	195 51%
<b>16. Ideally, how much would you like digital technologies to be used in your teaching practice?</b>					
More than they are now	68%	1,392	71%	1,089 70%	303 75%

	National	THEIs	Lecturing Staff	Other Staff Who Teach
Same as they are now	29%	507	26%	421
Less than they are now	3%	51	3%	38
27%			27%	86
21%			21%	86
3%			3%	13
3%			3%	13
<b>17. How often do you do the following to support your teaching?</b>				
<b>17.1.a. Search online for digital teaching resources</b>				
Weekly or more	49%	986	51%	809
Monthly or less	42%	774	40%	619
Never	9%	181	9%	121
52%			52%	177
45%			45%	177
40%			40%	155
8%			8%	60
15%			15%	60
<b>17.2.a. Discuss teaching with peers via an online network or forum</b>				
Weekly or more	10%	207	11%	155
Monthly or less	33%	615	32%	468
Never	57%	1,104	57%	917
10%			10%	52
13%			13%	52
30%			30%	147
60%			60%	187
48%			48%	187
<b>17.3.a. Read up on developments and issues relating to digital education</b>				
Weekly or more	18%	332	17%	233
Monthly or less	55%	1,070	55%	865
Never	27%	529	27%	441
15%			15%	99
25%			25%	99
56%			56%	205
29%			29%	88
22%			22%	88
<b>17.4.a. Develop your digital teaching skills (formally or informally)</b>				
Weekly or more	20%	414	21%	330
Monthly or less	65%	1,221	63%	1,000
Never	15%	305	16%	218
21%			21%	84
21%			21%	84
65%			65%	221
14%			14%	87
22%			22%	87
<b>18. How much do you agree that your institution provides you with ...</b>				
<b>18.1.a. Guidance about the digital skills you need as a teacher</b>				
Agree	34%	638	33%	499
Neutral	43%	867	44%	669
Disagree	23%	457	23%	382
32%			32%	139
34%			34%	139
43%			43%	198
25%			25%	75
18%			18%	75
<b>18.2.a. Regular opportunities to develop your digital skills</b>				
Agree	41%	840	42%	632
Neutral	37%	710	36%	567
Disagree	22%	431	22%	355
41%			41%	208
49%			49%	208
36%			36%	143
23%			23%	76
18%			18%	76
<b>18.3.a. Time and support to innovate</b>				
Agree	16%	301	15%	186
Neutral	36%	684	35%	518
Disagree	48%	987	50%	846
12%			12%	115
27%			27%	115
33%			33%	166
55%			55%	141
33%			33%	141
<b>18.4.a. Reward/recognition when you develop digital aspects of your role</b>				
Agree	10%	168	9%	112
Neutral	40%	763	39%	568
Disagree	50%	1,038	53%	869
7%			7%	56
13%			13%	56
37%			37%	195
56%			56%	169
40%			40%	169
<b>18.5.a. Opportunity to be involved in decisions about digital services</b>				
Agree	14%	256	13%	162
Neutral	42%	854	43%	665
Disagree	44%	863	44%	725
10%			10%	94
22%			22%	94
43%			43%	189
47%			47%	138
33%			33%	138
<b>19. How much do you agree that you are informed about your responsibilities with regard to:</b>				
<b>19.1.a. Managing learner data securely</b>				
Agree	52%	1,039	53%	795
Neutral	30%	604	31%	489
52%			52%	244
59%			59%	244
32%			32%	115
28%			28%	115

	National	THEIs	Lecturing Staff	Other Staff Who Teach
Disagree	18%	311 16%	253 16%	58 14%
<b>19.2.a. Digital copyright and licensing</b>				
Agree	37%	742 38%	533 35%	209 50%
Neutral	38%	746 38%	615 40%	131 31%
Disagree	25%	468 24%	388 25%	80 19%
<b>19.3.a. Assistive and adaptive technologies</b>				
Agree	17%	331 17%	207 14%	124 30%
Neutral	48%	935 48%	747 49%	188 45%
Disagree	35%	680 35%	578 38%	102 25%
<b>19.4.a. Ensuring students behave safely online</b>				
Agree	15%	279 14%	178 12%	101 24%
Neutral	40%	782 40%	585 38%	197 48%
Disagree	45%	886 46%	771 50%	115 28%
<b>19.5.a. Your health and wellbeing in the digital workplace</b>				
Agree	15%	293 15%	189 12%	104 25%
Neutral	39%	757 39%	566 37%	191 45%
Disagree	46%	908 46%	782 51%	126 30%
<b>20. Overall, how would you rate the support you receive from your institution to develop the digital aspects of your role?</b>				
Best imaginable	1%	12 1%	7 0%	5 1%
Excellent	11%	199 10%	135 9%	64 15%
Good	34%	672 34%	499 32%	173 39%
Average	33%	643 32%	516 33%	127 29%
Poor	18%	374 19%	317 21%	57 13%
Awful	3%	75 4%	63 4%	12 3%
Worst imaginable	1%	11 1%	8 1%	3 1%
<b>21. What one thing should the institution do - or do better - to support you in your use of technology for teaching? <small>(see Qualitative Qs)</small></b>				

**Table 3.** Other institutions: Lecturing and other staff who teach

	National		Other Institutions		Lecturing Staff		Other Staff Who Teach	
<b>2. How long have you worked in a teaching role?</b>								
Less than a year	6%	11	4%	4	2%	7	8%	
1 to 3 years	11%	28	10%	12	7%	16	17%	
4 to 9 years	19%	53	20%	35	20%	18	20%	
Ten years or more	64%	176	66%	125	71%	51	55%	
<b>3. How long have you worked at this institution?</b>								
Less than a year	8%	25	9%	13	7%	12	13%	
1 to 3 years	16%	61	22%	35	20%	26	27%	
4 to 9 years	23%	61	22%	39	22%	22	23%	
Ten years or more	53%	125	46%	89	51%	36	38%	
<b>4. What best describes your role?</b>								
Academic dean	2%	10	4%			10	10%	
Educational developer	1%	7	3%			7	7%	
Instructional designer	0%	1	0%			1	1%	
Learning technologist	1%	6	2%			6	6%	
Lecturer	71%	176	65%	176	100%			
Library staff	4%	12	4%			12	13%	
Manager	5%	18	7%			18	19%	
Other	6%	23	8%			23	24%	
Technician	3%	6	2%			6	6%	
Tutor	6%	13	5%			13	14%	
<b>5. In what discipline or unit do you teach or support learning and teaching?</b>								
Agriculture, Fisheries and Veterinary	1%		0%		0%		0%	
Arts, Humanities and Languages	15%	47	17%	40	23%	7	7%	
Business, Administration and Law	15%	5	2%	3	2%	2	2%	
Computing, Information and Communication Technologies	11%	2	1%		0%	2	2%	
Education	12%	82	30%	56	32%	26	27%	
Engineering, Manufacturing, Architecture and Construction	10%	1	0%	1	1%		0%	
Health	11%	102	38%	54	31%	48	50%	
Natural Sciences and Mathematics	11%	10	4%	9	5%	1	1%	
Services	2%		0%		0%		0%	
Social and Behavioural Sciences	6%	11	4%	10	6%	1	1%	
None of the above	6%	11	4%	2	1%	9	9%	
<b>6. What gender do you identify as?</b>								
Female	53%	175	65%	114	66%	61	64%	
Male	46%	94	35%	60	34%	34	35%	
Other	1%	1	0%		0%	1	1%	
<b>7. Do you personally use any assistive technologies? (e.g. screen readers, voice recognition, switches)</b>								
Yes, vital to my work	5%	10	4%	4	2%	6	6%	
Yes, optional choice	9%	32	12%	20	11%	12	13%	
No	86%	230	85%	152	86%	78	81%	
<b>8. If YES, has your institution provided you with any support with assistive technologies?</b>								
Yes	64%	27	64%	15	63%	12	67%	
No	36%	15	36%	9	38%	6	33%	

	National		Other Institutions		Lecturing Staff		Other Staff Who Teach	
<b>9. Which best describes your approach to adopting new technologies for teaching?</b>								
I am usually among the first to adopt new technologies	13%	39	14%	39	23	13%	16	17%
I tend to be an early adopter where I see clear benefits	47%	129	48%	129	84	48%	45	48%
I tend to adopt new technologies at the pace of my peers	31%	84	31%	84	58	33%	26	28%
I tend to adopt new technologies after my peers	9%	18	7%	18	11	6%	7	7%
<b>10. Who supports you most to use digital technologies in your teaching?</b>								
Friends and family	4%	10	4%	10	7	4%	3	3%
Online videos and resources	37%	97	36%	97	59	34%	38	40%
Support staff	28%	78	29%	78	53	30%	25	27%
Teaching colleagues	31%	84	31%	84	56	32%	28	30%
<b>11. Which of these do you have access to at your institution whenever you need them? (Tick all that apply)</b>								
A virtual learning environment	75%	231	84%	231	150	85%	81	84%
e-books and e-journals	78%	239	89%	239	157	89%	82	85%
File storage and back-up	77%	233	86%	233	149	85%	84	88%
Internet-based skills training	47%	159	56%	159	96	55%	63	66%
Lecture capture	29%	89	30%	89	56	32%	33	34%
My own social media (e.g. Facebook, LinkedIn)	50%	157	56%	157	105	60%	52	54%
Reliable WiFi	79%	235	86%	235	151	86%	84	88%
None of the above	2%	2	1%	2	2	1%		0%
<b>12. How much do you agree with the following statements about your VLE (Virtual Learning Environment)?</b>								
<b>12.1.a. I rely on the VLE for my teaching</b>								
Agree	69%	184	72%	184	131	76%	53	62%
Neutral	20%	54	21%	54	30	17%	24	28%
Disagree	11%	19	7%	19	11	6%	8	9%
<b>12.2.a. It is easy to design and organise course materials</b>								
Agree	58%	159	62%	159	116	68%	43	51%
Neutral	30%	65	25%	65	33	19%	32	38%
Disagree	12%	32	13%	32	22	13%	10	12%
<b>12.3.a. I regularly use it for student collaboration</b>								
Agree	37%	107	42%	107	71	42%	36	42%
Neutral	34%	79	31%	79	48	28%	31	36%
Disagree	28%	69	27%	69	51	30%	18	21%
<b>12.4.a. It encourages me to try different activities</b>								
Agree	36%	99	39%	99	64	37%	35	41%
Neutral	40%	84	33%	84	54	32%	30	35%
Disagree	24%	73	29%	73	53	31%	20	24%
<b>12.5.a. I regularly access it on a mobile device</b>								
Agree	25%	66	26%	66	48	29%	18	21%
Neutral	22%	50	20%	50	28	17%	22	26%
Disagree	53%	137	54%	137	92	55%	45	53%
<b>13. How much do you agree with the following statements?</b>								
<b>13.1.a. Audio visual equipment is reliable and easy to use</b>								
Agree	51%	147	54%	147	101	57%	46	48%
Neutral	32%	90	33%	90	56	32%	34	36%

	National	Other Institutions	Lecturing Staff	Other Staff Who Teach
Disagree	17%	34 13%	19 11%	15 16%
<b>13.2.a. Teaching spaces are well designed for digital technology use</b>				
Agree	29%	115 43%	76 43%	39 41%
Neutral	36%	77 29%	50 28%	27 29%
Disagree	35%	78 29%	50 28%	28 30%
<b>13.3.a. The software available to teach with is industry standard and up-to-date</b>				
Agree	40%	122 45%	80 45%	42 44%
Neutral	41%	101 37%	70 40%	31 33%
Disagree	19%	48 18%	26 15%	22 23%
<b>13.4.a. Digital media production facilities (e.g. video) are available if I need them</b>				
Agree	39%	139 51%	92 52%	47 49%
Neutral	38%	75 28%	53 30%	22 23%
Disagree	23%	57 21%	31 18%	26 27%
<b>13.5.a. The system for online marking and giving feedback is easy for me to use</b>				
Agree	36%	85 31%	53 30%	32 34%
Neutral	42%	114 42%	72 41%	42 45%
Disagree	22%	71 26%	51 29%	20 21%
<b>14. Overall, how would you rate the quality of this institution's digital provision (software, hardware, learning environment)?</b>				
Best imaginable	1%	0%	0%	0%
Excellent	19%	79 29%	52 30%	27 28%
Good	44%	101 37%	66 38%	35 36%
Average	25%	64 24%	42 24%	22 23%
Poor	10%	18 7%	12 7%	6 6%
Awful	2%	7 3%	2 1%	5 5%
Worst imaginable	0%	2 1%	1 1%	1 1%
<b>15. In your teaching practice, how often do you:</b>				
<b>15.1.a. Carry out live polls or quizzes in class</b>				
Weekly or more	10%	27 10%	18 10%	9 10%
Monthly or less	40%	100 38%	70 40%	30 34%
Never	50%	137 52%	87 50%	50 56%
<b>15.2.a. Teach in a live online environment e.g. a webinar</b>				
Weekly or more	9%	16 6%	7 4%	9 10%
Monthly or less	20%	62 23%	41 23%	21 24%
Never	70%	187 71%	128 73%	59 66%
<b>15.3.a. Create learning materials in a digital format (not just text or PowerPoint)</b>				
Weekly or more	26%	66 25%	45 26%	21 24%
Monthly or less	41%	111 42%	70 40%	41 46%
Never	33%	87 33%	60 34%	27 30%
<b>15.4.a. Use a digital system to give personalised feedback</b>				
Weekly or more	18%	27 10%	16 9%	11 12%
Monthly or less	46%	114 43%	84 48%	30 33%
Never	36%	125 47%	76 43%	49 54%
<b>16. Ideally, how much would you like digital technologies to be used in your teaching practice?</b>				
More than they are now	68%	193 73%	120 68%	73 81%



	National		Other Institutions		Lecturing Staff		Other Staff Who Teach				
Same as they are now	29%		70	26%		55	31%		15	17%	
Less than they are now	3%		3	1%		1	1%		2	2%	
<b>17. How often do you do the following to support your teaching?</b>											
<b>17.1.a. Search online for digital teaching resources</b>											
Weekly or more	49%		129	48%		87	49%		42	46%	
Monthly or less	42%		108	40%		73	41%		35	38%	
Never	9%		30	11%		16	9%		14	15%	
<b>17.2.a. Discuss teaching with peers via an online network or forum</b>											
Weekly or more	10%		24	9%		15	9%		9	10%	
Monthly or less	33%		94	35%		57	32%		37	41%	
Never	57%		149	56%		104	59%		45	49%	
<b>17.3.a. Read up on developments and issues relating to digital education</b>											
Weekly or more	18%		45	17%		21	12%		24	26%	
Monthly or less	55%		147	55%		101	57%		46	51%	
Never	27%		75	28%		54	31%		21	23%	
<b>17.4.a. Develop your digital teaching skills (formally or informally)</b>											
Weekly or more	20%		42	16%		25	14%		17	19%	
Monthly or less	65%		183	69%		121	69%		62	68%	
Never	15%		42	16%		30	17%		12	13%	
<b>18. How much do you agree that your institution provides you with ...</b>											
<b>18.1.a. Guidance about the digital skills you need as a teacher</b>											
Agree	34%		91	34%		64	36%		27	29%	
Neutral	43%		109	41%		68	39%		41	45%	
Disagree	23%		68	25%		44	25%		24	26%	
<b>18.2.a. Regular opportunities to develop your digital skills</b>											
Agree	41%		107	40%		70	40%		37	39%	
Neutral	37%		94	35%		61	35%		33	35%	
Disagree	22%		68	25%		44	25%		24	26%	
<b>18.3.a. Time and support to innovate</b>											
Agree	16%		61	23%		36	20%		25	26%	
Neutral	36%		101	37%		68	39%		33	35%	
Disagree	48%		109	40%		72	41%		37	39%	
<b>18.4.a. Reward/recognition when you develop digital aspects of your role</b>											
Agree	10%		30	11%		13	7%		17	18%	
Neutral	40%		118	44%		76	43%		42	44%	
Disagree	50%		123	45%		87	49%		36	38%	
<b>18.5.a. Opportunity to be involved in decisions about digital services</b>											
Agree	14%		43	16%		17	10%		26	27%	
Neutral	42%		111	41%		78	44%		33	35%	
Disagree	44%		117	43%		81	46%		36	38%	
<b>19. How much do you agree that you are informed about your responsibilities with regard to:</b>											
<b>19.1.a. Managing learner data securely</b>											
Agree	52%		185	70%		117	68%		68	72%	
Neutral	30%		54	20%		37	22%		17	18%	

	National		Other Institutions		Lecturing Staff		Other Staff Who Teach				
Disagree	18%		27	10%		17	10%		10	11%	
<b>19.2.a. Digital copyright and licensing</b>											
Agree	37%		123	46%		79	46%		44	46%	
Neutral	38%		93	35%		60	35%		33	35%	
Disagree	25%		49	18%		31	18%		18	19%	
<b>19.3.a. Assistive and adaptive technologies</b>											
Agree	17%		32	12%		19	11%		13	14%	
Neutral	48%		145	55%		92	54%		53	56%	
Disagree	35%		87	33%		58	34%		29	31%	
<b>19.4.a. Ensuring students behave safely online</b>											
Agree	15%		48	18%		27	16%		21	22%	
Neutral	40%		110	41%		62	36%		48	51%	
Disagree	45%		108	41%		82	48%		26	27%	
<b>19.5.a. Your health and wellbeing in the digital workplace</b>											
Agree	15%		55	21%		26	15%		29	31%	
Neutral	39%		95	36%		57	33%		38	40%	
Disagree	46%		116	44%		88	51%		28	29%	
<b>20. Overall, how would you rate the support you receive from your institution to develop the digital aspects of your role?</b>											
Best imaginable	1%		1	0%		1	1%			0%	
Excellent	11%		49	18%		28	16%		21	22%	
Good	34%		93	34%		63	36%		30	31%	
Average	33%		83	31%		54	31%		29	30%	
Poor	18%		36	13%		23	13%		13	14%	
Awful	3%		7	3%		4	2%		3	3%	
Worst imaginable	1%		2	1%		2	1%			0%	
<b>21. What one thing should the institution do - or do better - to support you in your use of technology for teaching?</b> <small>(see Qualitative Qs)</small>											





































































**Table 4.** Private colleges: Lecturing and other staff who teach

	National	Private colleges	Lecturing Staff	Other Staff Who Teach
<b>2. How long have you worked in a teaching role?</b>				
Less than a year	6%	30	6%	13
1 to 3 years	11%	63	13%	39
4 to 9 years	19%	112	24%	58
Ten years or more	64%	264	56%	135
<b>3. How long have you worked at this institution?</b>				
Less than a year	8%	59	12%	31
1 to 3 years	16%	122	25%	65
4 to 9 years	23%	175	35%	75
Ten years or more	53%	140	28%	74
<b>4. What best describes your role?</b>				
Academic dean	2%	11	2%	11
Educational developer	1%	11	2%	11
Instructional designer	0%	5	1%	5
Learning technologist	1%	8	2%	8
Lecturer	71%	246	49%	246
Library staff	4%	18	4%	18
Manager	5%	42	8%	42
Other	6%	33	7%	33
Technician	3%	3	1%	3
Tutor	6%	121	24%	121
<b>5. In what discipline or unit do you teach or support learning and teaching?</b>				
Agriculture, Fisheries and Veterinary	1%		0%	
Arts, Humanities and Languages	15%	67	14%	42
Business, Administration and Law	15%	114	24%	88
Computing, Information and Communication Techno	11%	65	13%	48
Education	12%	164	34%	29
Engineering, Manufacturing, Architecture and Constr	10%	2	0%	2
Health (e.g. Medicine, Dentistry, Nursing, Pharmacy,	11%	2	0%	1
Natural Sciences (e.g. Biology, Chemistry, Physics) an	11%	6	1%	3
Services (e.g. Travel, Tourism, Sports, Leisure, Commi	2%	3	1%	2
Social and Behavioural Sciences	6%	27	6%	22
None of the above	6%	32	7%	7
<b>6. What gender do you identify as?</b>				
Female	53%	296	60%	124
Male	46%	198	40%	121
Other	1%	2	0%	1
<b>7. Do you personally use any assistive technologies? (e.g. screen readers, voice recognition, switches)</b>				
Yes, vital to my work	5%	37	7%	21
Yes, optional choice	9%	53	11%	29
No	86%	405	82%	193
<b>8. If YES, has your institution provided you with any support with assistive technologies?</b>				
Yes	64%	68	76%	41
No	36%	22	24%	9
<b>9. Which best describes your approach to adopting new technologies for teaching?</b>				

	National		Private colleges		Lecturing Staff		Other Staff Who Teach	
I am usually among the first to adopt new technology	13%	59	12%	59	26	11%	33	13%
I tend to be an early adopter where I see clear benefits	47%	216	44%	216	111	45%	105	42%
I tend to adopt new technologies at the pace of my peers	31%	170	34%	170	86	35%	84	34%
I tend to adopt new technologies after my peers	9%	49	10%	49	22	9%	27	11%
<b>10. Who supports you most to use digital technologies in your teaching?</b>								
Friends and family	4%	37	8%	37	14	6%	23	10%
Online videos and resources	37%	165	34%	165	85	35%	80	33%
Support staff	28%	151	31%	151	76	31%	75	31%
Teaching colleagues	31%	134	28%	134	71	29%	63	26%
<b>11. Which of these do you have access to at your institution whenever you need them? (Tick all that apply)</b>								
A virtual learning environment	75%	368	74%	368	181	74%	187	74%
e-books and e-journals	78%	350	69%	350	181	74%	169	67%
File storage and back-up	77%	298	58%	298	156	63%	142	56%
Internet-based skills training	47%	240	49%	240	98	40%	142	56%
Lecture capture	29%	159	34%	159	83	34%	76	30%
My own social media (e.g. Facebook, LinkedIn)	50%	200	40%	200	106	43%	94	37%
Reliable WiFi	79%	412	82%	412	216	88%	196	78%
None of the above	2%	6	1%	6	3	1%	3	1%
<b>12. How much do you agree with the following statements about your VLE (Virtual Learning Environment)?</b>								
<b>12.1.a. I rely on the VLE for my teaching</b>								
Agree	69%	301	69%	301	174	74%	127	63%
Neutral	20%	95	22%	95	37	16%	58	29%
Disagree	11%	41	9%	41	24	10%	17	8%
<b>12.2.a. It is easy to design and organise course materials</b>								
Agree	58%	276	64%	276	157	67%	119	61%
Neutral	30%	121	28%	121	55	24%	66	34%
Disagree	12%	33	8%	33	22	9%	11	6%
<b>12.3.a. I regularly use it for student collaboration</b>								
Agree	37%	183	43%	183	105	45%	78	40%
Neutral	34%	167	39%	167	84	36%	83	42%
Disagree	28%	80	19%	80	45	19%	35	18%
<b>12.4.a. It encourages me to try different activities</b>								
Agree	36%	171	40%	171	90	39%	81	42%
Neutral	40%	184	43%	184	98	42%	86	44%
Disagree	24%	71	17%	71	43	19%	28	14%
<b>12.5.a. I regularly access it on a mobile device</b>								
Agree	25%	135	31%	135	69	30%	66	33%
Neutral	22%	102	24%	102	50	21%	52	26%
Disagree	53%	194	45%	194	114	49%	80	40%
<b>13. How much do you agree with the following statements?</b>								
<b>13.1.a. Audio visual equipment is reliable and easy to use</b>								
Agree	51%	284	58%	284	143	58%	141	58%
Neutral	32%	142	29%	142	60	24%	82	34%
Disagree	17%	62	13%	62	42	17%	20	8%
<b>13.2.a. Teaching spaces are well designed for digital technology use</b>								

	National	Private colleges	Lecturing Staff	Other Staff Who Teach
Agree	29%	212 45%	99 41%	113 49%
Neutral	36%	180 38%	91 37%	89 38%
Disagree	35%	83 17%	53 22%	30 13%
<b>13.3.a. The software available to teach with is industry standard and up-to-date</b>				
Agree	40%	257 54%	119 49%	138 58%
Neutral	41%	179 37%	94 39%	85 36%
Disagree	19%	42 9%	29 12%	13 6%
<b>13.4.a. Digital media production facilities (e.g. video) are available if I need them</b>				
Agree	39%	232 48%	107 44%	125 53%
Neutral	38%	169 35%	86 35%	83 35%
Disagree	23%	78 16%	51 21%	27 11%
<b>13.5.a. The system for online marking and giving feedback is easy for me to use</b>				
Agree	36%	264 55%	129 53%	135 58%
Neutral	42%	166 35%	82 34%	84 36%
Disagree	22%	48 10%	33 14%	15 6%
<b>14. Overall, how would you rate the quality of this institution's digital provision (software, hardware, learning environment)?</b>				
Best imaginable	1%	5 1%	1 0%	4 2%
Excellent	19%	163 33%	59 24%	104 42%
Good	44%	228 46%	117 48%	111 44%
Average	25%	78 16%	49 20%	29 12%
Poor	10%	17 3%	16 7%	1 0%
Awful	2%	4 1%	3 1%	1 0%
Worst imaginable	0%	1 0%	1 0%	0%
<b>15. In your teaching practice, how often do you:</b>				
<b>15.1.a. Carry out live polls or quizzes in class</b>				
Weekly or more	10%	34 8%	18 7%	16 8%
Monthly or less	40%	178 40%	102 42%	76 37%
Never	50%	236 53%	121 50%	115 56%
<b>15.2.a. Teach in a live online environment e.g. a webinar</b>				
Weekly or more	9%	43 10%	31 13%	12 6%
Monthly or less	20%	124 28%	56 23%	68 33%
Never	70%	282 63%	156 64%	126 61%
<b>15.3.a. Create learning materials in a digital format (not just text or PowerPoint)</b>				
Weekly or more	26%	104 23%	62 25%	42 20%
Monthly or less	41%	191 42%	104 42%	87 41%
Never	33%	161 35%	79 32%	82 39%
<b>15.4.a. Use a digital system to give personalised feedback</b>				
Weekly or more	18%	72 16%	40 16%	32 15%
Monthly or less	46%	249 55%	144 59%	105 50%
Never	36%	132 29%	60 25%	72 34%
<b>16. Ideally, how much would you like digital technologies to be used in your teaching practice?</b>				
More than they are now	68%	295 63%	158 65%	137 61%
Same as they are now	29%	157 34%	78 32%	79 35%
Less than they are now	3%	15 3%	8 3%	7 3%
<b>17. How often do you do the following to support your teaching?</b>				

	National	Private colleges	Lecturing Staff	Other Staff Who Teach
<b>17.1.a. Search online for digital teaching resources</b>				
Weekly or more	49%	241 52%	125 51%	116 53%
Monthly or less	42%	188 41%	102 42%	86 39%
Never	9%	34 7%	17 7%	17 8%
<b>17.2.a. Discuss teaching with peers via an online network or forum</b>				
Weekly or more	10%	64 14%	25 10%	39 18%
Monthly or less	33%	167 37%	85 35%	82 39%
Never	57%	224 49%	134 55%	90 43%
<b>17.3.a. Read up on developments and issues relating to digital education</b>				
Weekly or more	18%	114 25%	46 19%	68 31%
Monthly or less	55%	244 53%	141 58%	103 48%
Never	27%	101 22%	56 23%	45 21%
<b>17.4.a. Develop your digital teaching skills (formally or informally)</b>				
Weekly or more	20%	98 21%	45 19%	53 25%
Monthly or less	65%	300 66%	166 68%	134 62%
Never	15%	60 13%	32 13%	28 13%
<b>18. How much do you agree that your institution provides you with ...</b>				
<b>18.1.a. Guidance about the digital skills you need as a teacher</b>				
Agree	34%	210 45%	100 41%	110 49%
Neutral	43%	177 38%	96 39%	81 36%
Disagree	23%	84 18%	49 20%	35 15%
<b>18.2.a. Regular opportunities to develop your digital skills</b>				
Agree	41%	187 39%	88 36%	99 42%
Neutral	37%	193 40%	104 42%	89 38%
Disagree	22%	101 21%	54 22%	47 20%
<b>18.3.a. Time and support to innovate</b>				
Agree	16%	117 24%	48 20%	69 29%
Neutral	36%	217 45%	109 44%	108 46%
Disagree	48%	146 30%	88 36%	58 25%
<b>18.4.a. Reward/recognition when you develop digital aspects of your role</b>				
Agree	10%	61 13%	23 9%	38 16%
Neutral	40%	248 52%	121 49%	127 55%
Disagree	50%	167 35%	101 41%	66 29%
<b>18.5.a. Opportunity to be involved in decisions about digital services</b>				
Agree	14%	103 22%	39 16%	64 28%
Neutral	42%	194 41%	100 41%	94 41%
Disagree	44%	180 38%	106 43%	74 32%
<b>19. How much do you agree that you are informed about your responsibilities with regard to:</b>				
<b>19.1.a. Managing learner data securely</b>				
Agree	52%	321 67%	143 59%	178 76%
Neutral	30%	114 24%	66 27%	48 20%
Disagree	18%	41 9%	32 13%	9 4%
<b>19.2.a. Digital copyright and licensing</b>				
Agree	37%	222 47%	101 42%	121 51%
Neutral	38%	166 35%	83 34%	83 35%

	National	Private colleges	Lecturing Staff	Other Staff Who Teach
Disagree	25% 	88 18% 	57 24% 	31 13% 
<b>19.3.a. Assistive and adaptive technologies</b>				
Agree	17% 	119 25% 	55 23% 	64 27% 
Neutral	48% 	230 49% 	114 47% 	116 50% 
Disagree	35% 	125 26% 	72 30% 	53 23% 
<b>19.4.a. Ensuring students behave safely online</b>				
Agree	15% 	116 25% 	40 17% 	76 33% 
Neutral	40% 	203 43% 	97 40% 	106 46% 
Disagree	45% 	151 32% 	103 43% 	48 21% 
<b>19.5.a. Your health and wellbeing in the digital workplace</b>				
Agree	15% 	104 22% 	42 17% 	62 27% 
Neutral	39% 	202 43% 	93 39% 	109 47% 
Disagree	46% 	166 35% 	106 44% 	60 26% 
<b>20. Overall, how would you rate the support you receive from your institution to develop the digital aspects of your role?</b>				
Best imaginable	1% 	7 1% 	2 1% 	5 2% 
Excellent	11% 	86 18% 	34 14% 	52 22% 
Good	34% 	186 39% 	80 33% 	106 44% 
Average	33% 	137 28% 	82 34% 	55 23% 
Poor	18% 	54 11% 	36 15% 	18 8% 
Awful	3% 	10 2% 	8 3% 	2 1% 
Worst imaginable	1% 	3 1% 	2 1% 	1 0% 
<b>21. What one thing should the institution do - or do better - to support you in your use of technology for teaching? <small>(see Qualitative Qs)</small></b>				